

SUNY Maritime College



Throgs Neck, NY • (718) 409-7200

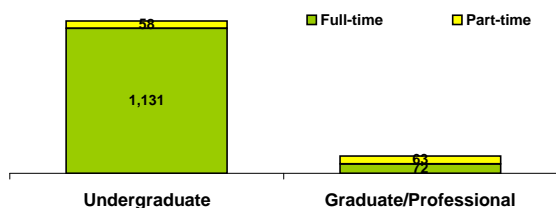
<http://www.sunymaritime.edu>

Founded in 1874, the State University of New York Maritime College is an undergraduate and graduate institution focused on engineering, business, science, and maritime transportation. For 2008, U.S. News & World Report ranked SUNY Maritime College as a top tier baccalaureate college and 5th among public baccalaureate colleges in the North. Maritime's engineering program ranks among the top 87 in the nation. Princeton Review named the College a "best northeastern college" in America for 2008. Maritime graduates enjoy the best value of a public education while earning top average starting salaries in America. The average starting salary of the undergraduate Class of 2007 was \$58,000.

Student Characteristics (Fall 2006)

TOTAL NUMBER OF STUDENTS **1,324**

Student Level and Enrollment Status



UNDERGRADUATE PROFILE

Total **1,189**

Gender

Women	128	11%
Men	1,061	89%

Race/Ethnicity

African American / Black	70	6%
American Indian / Alaskan Native	4	0%
Asian / Pacific Islander	61	5%
Hispanic	116	10%
International	66	6%
White	872	73%
Race/Ethnicity Unknown	0	0%

Geographic Distribution (Degree-Seeking)

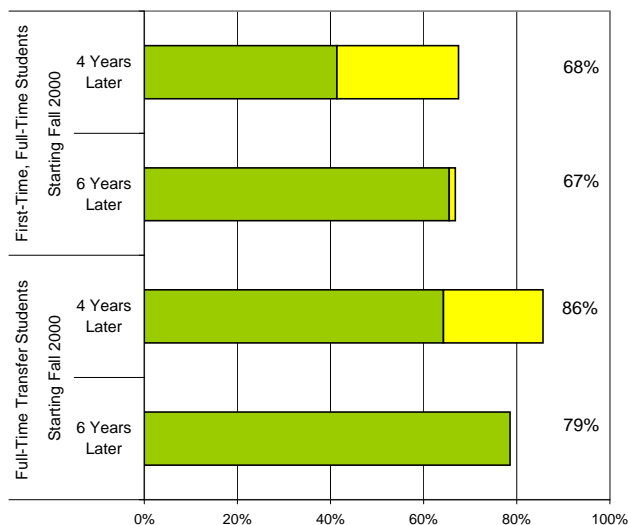
New York	70%
Other US States & Territories	24%
Other Countries	6%

Age (Degree-Seeking)

Average Age	21
Percent of Undergraduates Age 25 or Older	10%

Undergraduate Success & Progress Rate

■ Graduated from SUNY Maritime College
 ■ Graduated at Another Institution
■ Still Enrolled at SUNY Maritime College
 ■ Still Enrolled at Another Institution

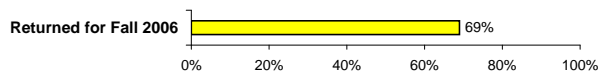


A 68% four-year success and progress rate means that 68% of students starting in Fall 2000 either graduated or are still enrolled at a higher education institution four years later.

Counts for the Fall 2000 entering class shown in the graph above.

- 145 First-Time, Full-Time Students
- 14 Full-Time Transfer Students

Retention of Fall 2005 First-Time, Full-time Students



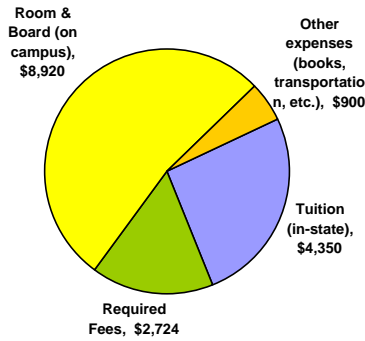
COLLEGE PORTRAIT

A Voluntary System of Accountability (VSASM)

ONE OF THE STRENGTHS OF U.S. HIGHER EDUCATION IS THE BROAD RANGE OF DIVERSE INSTITUTIONS, EACH WITH ITS OWN DISTINCTIVE MISSION. COLLEGE STUDENTS HAVE THE OPPORTUNITY TO SELECT THE INSTITUTION THAT IS THE BEST MATCH FOR THEIR INTERESTS, ABILITIES, AND GOALS. WE PRESENT THIS INFORMATION TO HELP STUDENTS AND THEIR FAMILIES BETTER UNDERSTAND HOW COLLEGES ARE ALIKE IN SOME WAYS, DIFFERENT IN OTHERS. THE ITEMS IN THE COLLEGE PORTRAIT WERE SELECTED BASED ON RECOMMENDATIONS FROM MANY FOCUS GROUPS AS WELL AS EXPERTS IN HIGHER EDUCATION. WHILE THESE ITEMS WILL GIVE YOU VALUABLE INSIGHT INTO COLLEGE LIFE, THEY WILL NOT CAPTURE THE FULL RANGE AND RICHNESS OF THE EXPERIENCE. WE ENCOURAGE YOU TO CHECK OUT COLLEGE WEB SITES AND VISIT CAMPUSES TO GET A MORE COMPLETE PICTURE OF THE OPPORTUNITIES AVAILABLE TO YOU.

Costs of Attendance and Financial Aid

Typical Undergraduate Costs per Year without Financial Aid (Full-Time, In-State Students)



Total: \$16,894

[CLICK HERE](#) for typical out-of-state costs and any discipline-specific tuition

The cost to attend SUNY Maritime College varies based on the individual circumstances of students and may be reduced through grants and scholarships.

[CLICK HERE](#)
To get a cost estimate for students like you!

Financial Aid Awarded to Undergraduates

Overall Financial Aid

• 66% of Fall 2006 full-time undergraduates received financial aid of some type including need-based loans, work study, and non need-based scholarships.

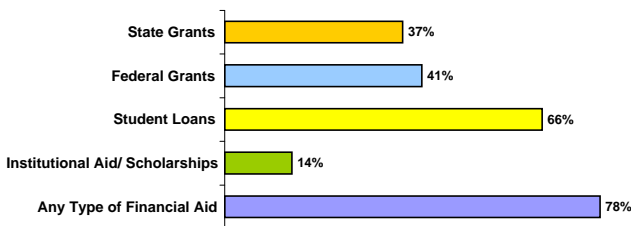
Annual Need-Based Scholarships & Grants

• 33% of Fall 2006 full-time undergraduates received need-based grants or scholarships; the average award for the year was \$3,776.

Annual Need-Based Loans

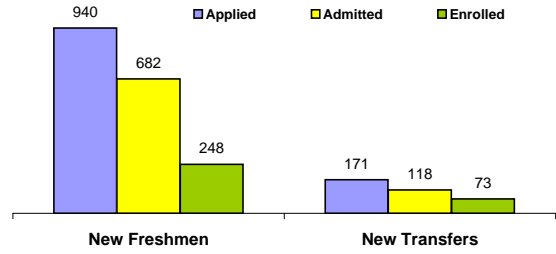
• 44% of Fall 2006 full-time undergraduates received need-based work-study and/or loans (not including parent loans); the average loan for the year was \$5,816.

Percent of Fall 2005 First-Time Students Receiving Each Type of Financial Aid



NOTE: Students may receive aid from more than one source.

Undergraduate Admissions



Test(s) Required for Admission: SAT &/or ACT

Middle 50% of Test Score Range	ACT	SAT
Composite	17-25	
Math	-	455-635
English	-	
Critical Reading		429-605

50% of admitted students have test scores within the ranges listed, 25% have scores above, and 25% have scores below.

Percent in top 25% of High School Graduating Class	26%
Percent in top 50% of High School Graduating Class	71%
Average High School GPA (4-point scale)	2.87

Degrees and Areas of Study

Degrees Awarded at SUNY Maritime College in 2005-06

Associate's	5
Bachelor's	152
Master's	66
Doctoral	-
Total	223

Areas of Study with the Largest Number of Undergraduate Degrees Awarded in 2005-06

Engineering	50%
Business and Maritime Transportation	43%
Physical sciences	7%
Total	100%

[CLICK HERE](#) for a list of undergraduate and graduate programs

The Community

The world is open for business! In today's global market, SUNY Maritime College graduates are in leadership positions in the maritime industry, business world, law, government and even in outer space as a NASA astronaut. The choice is yours all in the great City of New York! The Maritime experience begins in the classroom with top-ranked academic programs. Life in the Regiment of Cadets enables students to put leadership theory into practice. Athletics enhances Maritime's winning atmosphere with 20 men's and women's varsity teams. The most unique component of the Maritime experience is the opportunity to travel across the world on the College's 565-foot Training Ship Empire State VI, while getting hands-on experience in leadership and the maritime industry. Our students get results. In 2007, over 80 companies from business, engineering, maritime, and government industries came to campus to recruit our students. The average starting salary for the undergraduate Class of 2007 was \$58,000.



Study at SUNY Maritime College

Classroom Environment

Students per Faculty	15 to 1
Undergraduate classes with fewer than 30 students	75%
Undergraduate classes with fewer than 50 students	96%

Full-Time Instructional Faculty

Total Faculty	59
% Women	19%
% from U.S. Minority Groups	3%
% with Highest Degree in Field	42%

Carnegie Classification of Institutional Characteristics

Basic Type

Baccalaureate Colleges--Diverse Fields

Size and Setting

Small four-year, highly residential

Enrollment Profile

High undergraduate

Undergraduate Profile

Full-time four-year, more selective, lower transfer-in

Undergraduate Instructional Program

Professions focus, some graduate coexistence

Graduate Instructional Program

Single postbaccalaureate (business)

NOTE:

Institutional classifications based on the Carnegie 2005 edition.

[CLICK HERE](#) for more information on the Carnegie Classifications.

Student Housing

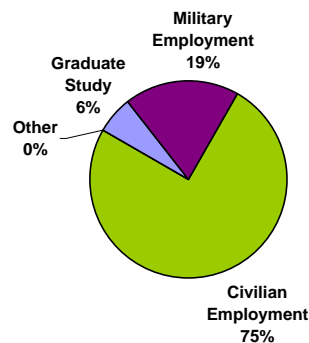
94% of new freshmen live on campus
85% of all undergraduates live on campus

Campus Safety

The safety and security of students, faculty and staff in a healthy learning environment is the utmost priority of SUNY Maritime College. A full staff of New York State University Police patrol the campus 24 hours a day and provide 100% surveillance and control of all access to the campus. University police are responsible for law enforcement on campus in which all faculty, staff, students and visitors can pursue and achieve the College's academic and leadership objectives without concern for personal safety or the safety of personal or institutional property.

[CLICK HERE](#) for Campus Crime Statistics Reports

Future Plans of 2005-06 Bachelor's Degree Recipients



Student Experiences and Perceptions

Students who are actively involved in their own learning and development are more likely to be successful in college. Colleges and universities offer students a wide variety of opportunities both inside and outside the classroom to become engaged with new ideas, people, and experiences. Institutions measure the effectiveness of these opportunities in a variety of ways to better understand what types of activities and programs students find the most helpful.

[CLICK HERE](#) for examples of how SUNY Maritime College evaluates the experiences of its students.

SUNY Maritime College uses the National Survey of Student Engagement (NSSE) which is designed to obtain information about student participation in programs and activities that the college provides for their learning and personal development. The survey represents empirically confirmed behaviors by students and the college that are associated with desired outcomes of the college.

Results from the survey are not yet available.

Student Learning Outcomes

All colleges and universities use multiple approaches to measure student learning. Many of these are specific to particular disciplines, many are coordinated with accrediting agencies, and many are based on outcomes after students have graduated. In addition, those institutions participating in the VSA measure increases in critical thinking, analytic reasoning, and written communication using one of three tests.

Student Learning Assessment at SUNY Maritime College

SUNY Maritime College is an internationally and nationally renowned first choice for maritime education that emphasizes student learning and effective teaching as critical to the overall educational environment. The College uses a variety of assessment tools to guide the development and enhancement of the students' learning experience. For example, in the General Education program required of all baccalaureate students, our priority is to show that they are acquiring a knowledge base of sufficient depth and breadth and learning core academic skills and competencies. In the Major, our priority is to show that our students are fully prepared to meet the standards for advanced study, the qualifications of professional careers, and the needs of contemporary society. Other examples of our student success measures include academic program review, graduation and retention rates, and professional accreditation.

[CLICK HERE](#) for examples of student learning assessment and outcomes at SUNY Maritime College

Pilot Project to Measure Core Learning Outcomes

Results from the pilot project on learning outcomes are not yet available.