



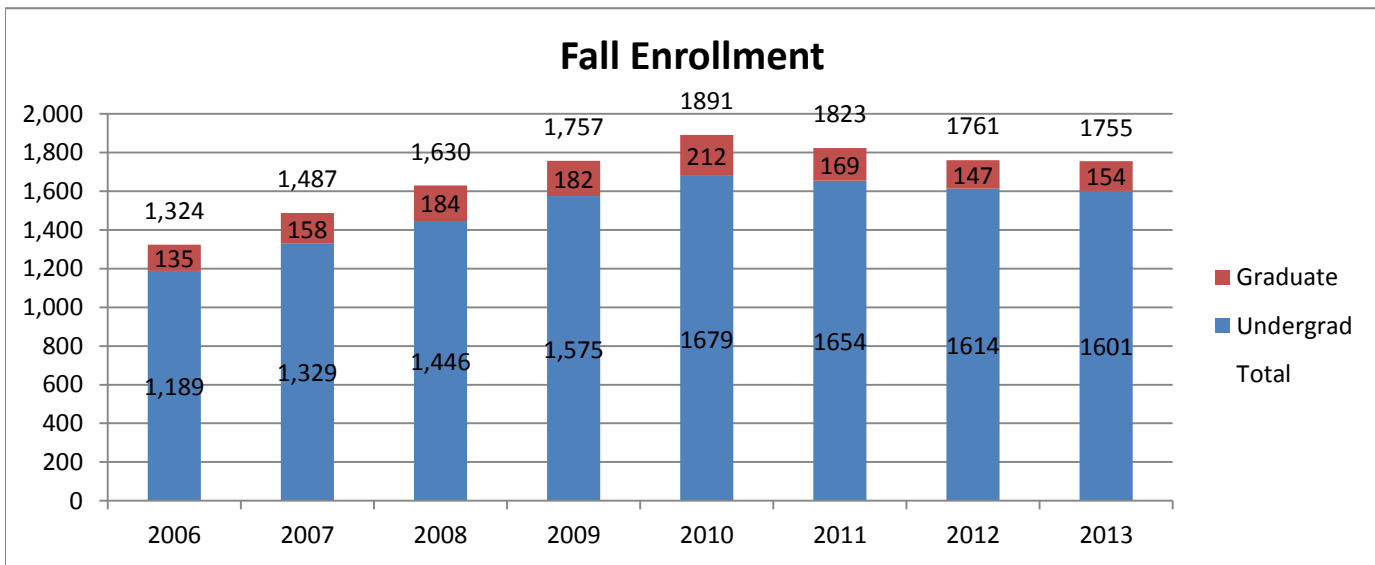
Fall 2013 Enrollment Dashboard

Official census date numbers

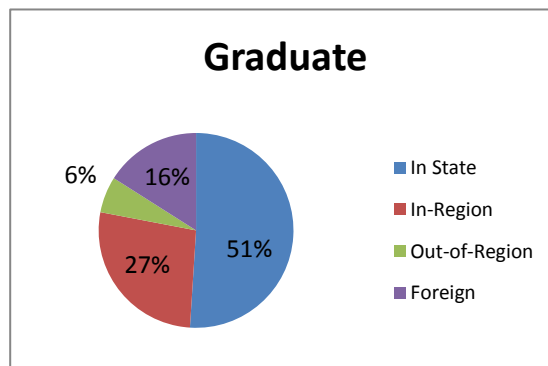
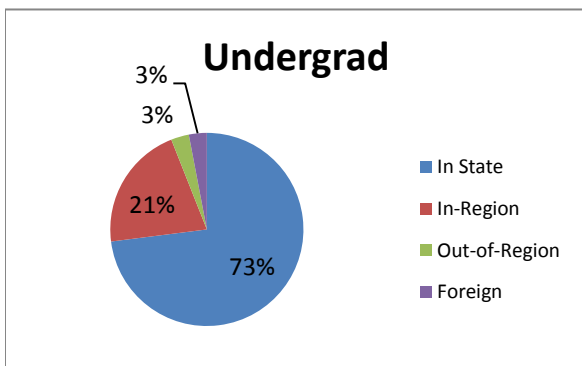
Fall 2013 Enrollment

Total Undergraduate	1,601	Freshman enrollment	405
Full Time	1,518	Sophomore enrollment	369
Part Time	83	Junior enrollment	310
Total Graduate	154	Senior enrollment	481
Full Time	95	Non-matriculating undergrad	36
Part Time	59	Undergraduate enrollment	1,601
Total enrollment	1,755		
		Matriculating graduate enrollment	146
Undergraduate cadets	1,198	Non-matriculating graduate	8
License grads	30	Total enrollment	1,755

Enrollment Trends



Enrollment by Geographic Location





SUNY Maritime College

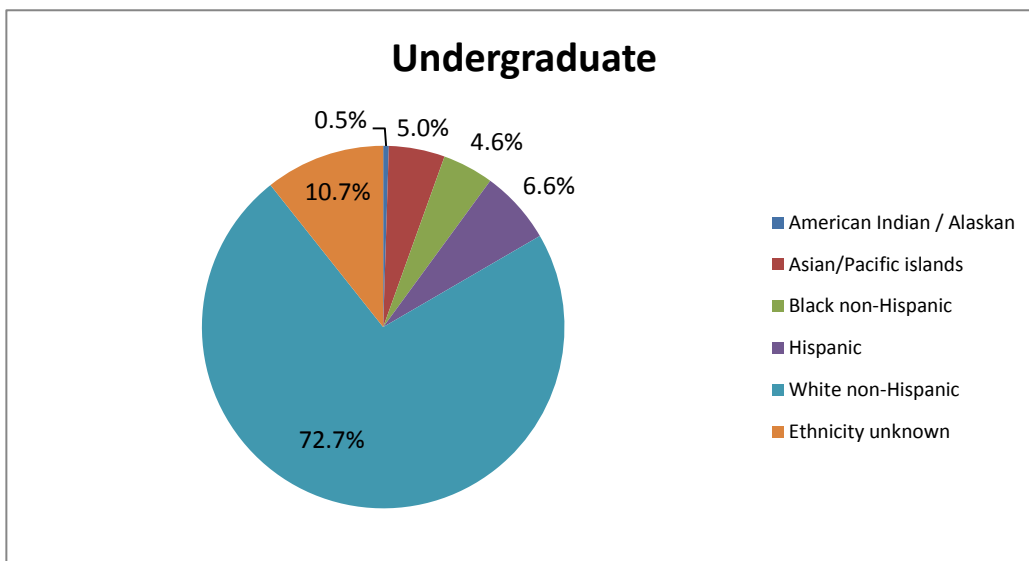
Office of Institutional Research and Assessment

Gender

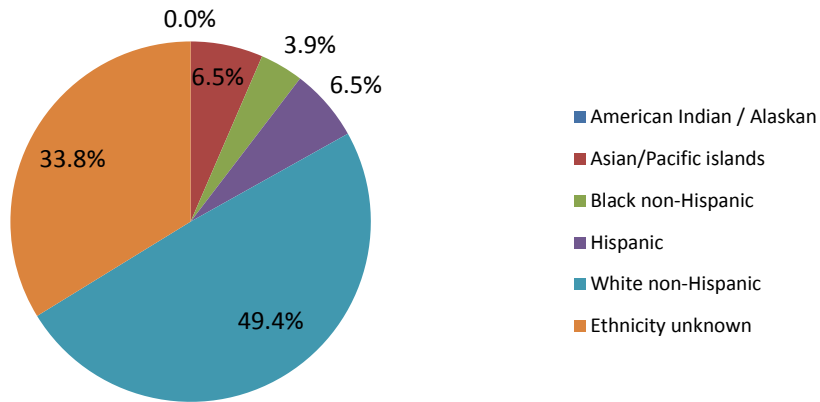
Gender	Undergraduate		Graduate		Total	
Males	1430	89%	118	77%	1548	88%
Females	171	11%	36	23%	207	12%
Total	1601		154		1755	

Diversity

	Undergraduate		Graduate		Total	
American Indian / Alaskan	8	0.5%	0	0.0%	8	0.5%
Asian/Pacific islands	80	5.0%	10	6.5%	90	5.1%
Black non-Hispanic	73	4.6%	6	3.9%	79	4.5%
Hispanic	105	6.6%	10	6.5%	115	6.6%
White non-Hispanic	1164	72.7%	76	49.4%	1240	70.7%
Ethnicity unknown	171	10.7%	52	33.8%	223	12.7%
Minority students		18.6%		25.5%		19.1%



Graduate



International Students

	Number	Percentage
Undergraduate	52	3%
Graduate	22	14%

Foreign Countries Represented:

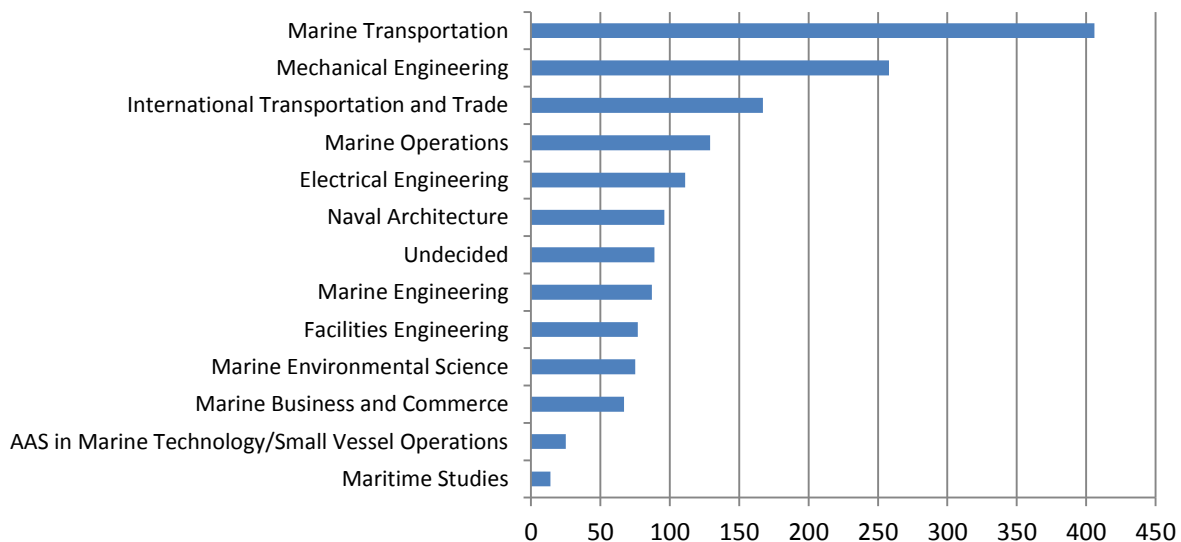
Bahamas	China(Mainland)	Turkey
Bolivia	Greece	Vietnam
Brazil	Japan	Mexico
Bulgaria	Korea, South	Nigeria
Burkina Faso	Nicaragua	Saudi Arabia
Burma	Switzerland	Singapore



Undergraduate Enrollment by Major

MAJORS	Students	Percentage
Professional Education and Training	25	2%
AAS in Marine Technology/Small Vessel Operations	25	2%
ENGINEERING	629	39%
Facilities Engineering	77	5%
Electrical Engineering	111	7%
Naval Architecture	96	6%
Marine Engineering	87	5%
Mechanical Engineering	258	16%
MARINE TRANSPORTATION	535	33%
Marine Operations	129	8%
Marine Transportation	406	25%
GBAT	167	10%
International Transportation and Trade	167	10%
SCIENCE	75	5%
Marine Environmental Science	75	5%
HUMANITIES	81	5%
Maritime Studies	14	1%
Marine Business and Commerce with a Humanities Study Area Concentration	67	4%
UNDECIDED/NON-MATRIC	89	6%
Total:	1,601	100%

Undergraduate by Major



Undergraduate by Department

