

UNIFORM & GROOMING MANUAL



**REGIMENT OF
CADETS
SUNY MARITIME
2026**



TABLE OF CONTENTS

1101. GENERAL INFORMATION	3
1201. GROOMING STANDARDS	7
2101. PERSONAL APPEARANCE – MALE	8
2201. PERSONAL APPEARANCE – FEMALE	13
3101. UNIFORM GUIDANCE	17
3201. KHAKI UNIFORM	19
3301. SERVICE DRESS BLUE UNIFORM	26
3401. SALT & PEPPER UNIFORM	28
3501. CEREMONIAL UNIFORM	31
3601. BOILER SUIT UNIFORM	32
3701. 1/C SEA TERM BOILER SUIT UNIFORM	34
3801. MUG PT GEAR UNIFORM	35
3901. FOOTWEAR	38
3902. COVERS	39
3903. BELTS & BELT BUCKLES	41
3904. OUTERWEAR	42
4101. SEA BAG ITEM COMPONENTS	46
5101. COLLAR & UNIFORM DEVICES	47

OVERVIEW

1101. GENERAL INFORMATION

1. POLICY. The purpose of the Uniform & Grooming Standards Manual is to provide guidance for all cadets on how to properly wear and maintain their uniforms. Developed in coordination with the cadet leadership, this manual sets the standards for all cadets to uphold. The manner in which a cadet wears the uniform is a direct reflection on their commitment to the regimental program. A slovenly or unkempt appearance reflects poorly on the cadet and will be addressed by upper class cadet leadership and/or Regimental Officers. It is the responsibility of all cadets to ensure that their shipmates adhere to the policies as set forth in the Rules and Regulations Manual for the Regiment of Cadets and in this guidance.

- a. Cadets shall review this manual and utilize it for reference when questions arise as to the proper wearing of the various uniforms.
- b. As always, if you have recommendations for additions or clarifications to any aspects of this manual, submit your recommendations in writing to the Deputy Commandant of Cadets for review and possible inclusion in an updated version of this manual.

Very Respectfully,



Captain Robert J. Tart
Commandant of Cadets



CADETS OF THE ST. MARY'S IN 1903



CADETS OF THE NEW YORK NAUTICAL SCHOOL TRAINING SHIP NEWPORT - 1917.



CADETS RETURNING TO FORT SCHUYLER ON AUGUST 29, 1947 - THE FIRST EUROPEAN CRUISE OF AN AMERICAN MERCHANT MARINE TRAINING SHIP IN FIFTEEN YEARS.

GROOMING STANDARDS

1201.1 The primary consideration is preparation for life at sea and ashore in the maritime industry. Mariners are required to adhere to/obey prescribed grooming standards for their own safety and for the safety of others while operating at sea and ashore. Cadets will sustain a neatly groomed appearance while in uniform. Grooming standards are based on several elements including neatness, cleanliness, safety, professional image, and appearance. The standards established here are neither, intended to be overly restrictive, nor are they designed to isolate the cadet. The limits set forth are reasonable, enforceable, and ensure that personal appearance contributes to a favorable image. Cadets who believe they warrant an exception to these policies should submit a request to the Commandant of Cadets for consideration.

1201.2 Hair, Cosmetics and Jewelry

While it is impossible to provide examples of every appropriate or unacceptable hairstyle of "conservative" or "eccentric" grooming, the good judgment of leaders at all levels are key to enforcement of the grooming policy. Therefore, hair/grooming standards (while in uniform) shall present a neat, professional appearance, and observe safety standards.

a. Males

Jewelry - The following items of jewelry are authorized for male cadets. Jewelry shall not present a safety hazard and shall be worn within the following guidelines:

Necklaces/chokers- While in uniform, only one necklace may be worn, and it shall not be visible. Necklaces must be made of silver or gold.

Rings - While in uniform, only one ring per hand is authorized, excluding the wedding ring.

Wristwatches/bracelets - While in uniform, only one wristwatch and one bracelet may be worn. Bracelets shall be metal, not plastic, rope, or mesh, and will be free of charms. Ankle bracelets are not authorized while in uniform. Earrings for male cadets are not authorized.

b. Females

Jewelry - The following items of jewelry are authorized for female cadets. Jewelry shall not present a safety hazard and shall be worn within the following guidelines:

Earrings - One earring per ear, on the earlobe, may be worn with the uniform. Earrings shall be 4 – 6mm balls, approximately ⅛” – ¼”, plain gold, silver, or pearl with a brushed matte finish or high polish. Screw-on or post types are acceptable. Additionally, no article shall be attached to or through the nose, tongue, or any other visible part of the body while in uniform. Spacers and/or retainers associated with gauging, or covering of unauthorized earrings (ex: adhesive bandages) is prohibited.

Necklaces/Chokers - While in uniform, only one necklace may be worn, and it shall not be visible. Necklaces must be made of silver or gold.

GROOMING STANDARDS - MALE

Rings - While in uniform, only one ring per hand is authorized, excluding the wedding ring/engagement rings.

Wristwatches/bracelets - While in uniform, only one wristwatch and one bracelet may be worn. Bracelets shall be metal, not plastic, rope, or mesh, and will be free of charms. Ankle bracelets are not authorized while in uniform.

2101. PERSONAL APPEARANCE.- MALES. Keep hair neat, clean and well groomed. Hair above the ears and around the neck shall be tapered from the lower natural hairline upwards at least $\frac{3}{4}$ " and outward not greater than $\frac{3}{4}$ " to blend with hairstyle. Hair on the back of the neck must not touch the collar. Hair shall be no longer than 2" in length and may not touch the ears, collar, extend below eyebrows when headgear is removed, show under front edge of headgear, or interfere with properly wearing headgear. The bulk of the hair shall not exceed 2". Bulk is defined as the distance that the mass of hair protrudes from the scalp. See Figure A (next page).

2101.1. Hair standards for MUGs no longer includes the shaving of heads. For MUGs, hair above the ears and around the neck shall be tapered from the lower natural hairline upwards at least $\frac{1}{2}$ " and outward not greater than $\frac{1}{2}$ " to blend with hairstyle. Hair on the back of the neck must not touch the collar. Hair shall be no longer than 2" in length and may not touch the ears, collar, extend below eyebrows when headgear is removed, show under front edge of headgear, or interfere with properly wearing headgear. The bulk of the hair shall not exceed 1.5". Bulk is defined as the distance that the mass of hair protrudes from the scalp. For those who choose to wear crew cuts, the hair on top of the head must be at least $\frac{1}{16}$ " in length.

2101.2 Hair coloring must look natural and complement the individual. Faddish styles and outrageous multicolored hair are not authorized. The unique quality and texture of curled, kinked, waved, and straight hair are recognized, and in some cases the $\frac{3}{4}$ " taper at the back of the neck may be difficult to attain. In those cases hair must present a graduated appearance and may combine the taper with a line at the back of the neck.




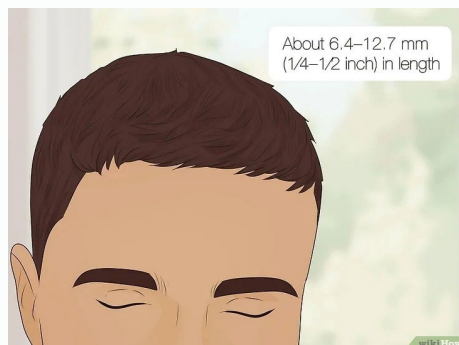
2101.3 One (cut, clipped or shaved) natural, narrow, fore and aft part is authorized. Varying hairstyles, including an afro, are permitted if these styles meet the criteria of maximum length and bulk, tapered neck and sides, and do not interfere with properly wearing military headgear. Plaited or braided hair shall not be worn while in uniform or in a duty status.

2101.4 Keep sideburns neatly trimmed and tailored in the same manner as the haircut. Sideburns shall not extend below a point level with the middle of the ear, shall be of even width (not flared) and shall end with a clean shaven horizontal line. "Muttonchops", "ship's captain", or similar grooming modes are not authorized.



2101.5 Fingernails shall not extend past fingertips. They shall be kept clean

GROOMING STANDARDS - MALE

.2101.6: Authorized hair cuts for 1/C, 2/C. and 3/C Cadets:






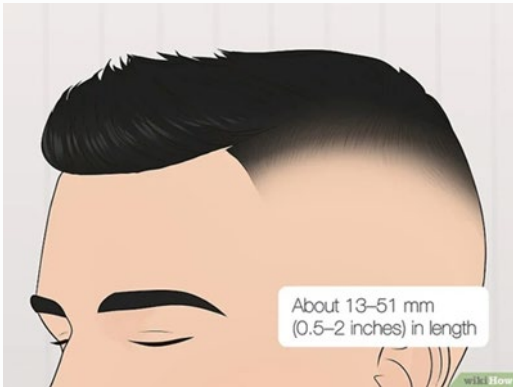


GROOMING STANDARDS - MALE



GROOMING STANDARDS - MALE

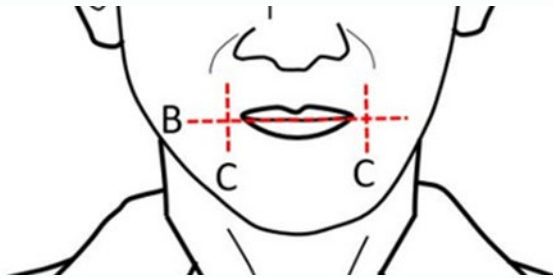
2101.7: Authorized hair cuts for MUGs:




GROOMING STANDARDS - MALE

2101.8. The face shall be clean shaven unless a shaving waiver is authorized for medical reasons. Mustaches are authorized only for 1/C Cadets and shall be kept neatly and closely trimmed. No portion of the mustache shall extend below the lip line of the upper lip. It shall not go beyond a horizontal line extending across the corners of the mouth and no more than $\frac{1}{4}$ " beyond a vertical line drawn from the corner of the mouth. (See Figure A below). The length of the mustache fully extended shall not exceed approximately $\frac{1}{2}$ " inch. Handlebar mustaches, goatees, beards or eccentricities are not permitted

2101.9.. If a facial shaving waiver is authorized, no facial/neck hair shall exceed $\frac{1}{4}$ " in length. (See Figure B below) Health Services and the Battalion Officers of cadets with shaving chits shall actively monitor and ensure the treatment regimen is followed.



(Figure A)



(Figure B)

GROOMING STANDARDS - FEMALE

2201. PERSONAL APPEARANCE – FEMALES.. Multiple hairstyles can be worn, as long as it maintains a professional appearance and does not impede the use of the hardcover, garrison cover or ball cap. Hairstyles and wigs shall not be outrageously multicolored or have designs cut or braided into the hair. Hair coloring must look natural and complement the individual. Haircuts and styles shall present a balanced appearance. Pigtails are not authorized for any class. Hair may be worn layered or one length. Hair on the sides of the face may extend to the jawbone.

2201.1 Appropriateness of a hairstyle shall also be judged by its appearance when headgear is worn. All headgear shall fit snugly and comfortably around the largest part of the head without distortion or excessive gaps. Hair shall not show from under the front of the brim of the combination hat, garrison, or command ball caps. Hairstyles which do not allow headgear to be worn in this manner, or which interfere with the proper wear of protective masks or equipment are prohibited.

2201.2. When in uniform, 2/C, 3/C and 4/C, hair may touch, but not fall below a horizontal line level with the lower edge of the back of the collar. Long hair, including braids, which fall below the lower edge of the collar shall be neatly and inconspicuously fastened, pinned, or secured to the head.

2201.3. Small barrettes/combs/ clips, similar to hair color, may be used in the hair. Additional bobby pins or rubber bands matching hair color may be used to hold hair in place, if necessary. Fabric elastics bands are not authorized. Hair ornaments shall not present a safety or FOD (Foreign Object Damage) hazard. Hair nets shall not be worn unless authorized for a specific type of duty.

2201.4. Braids. Multiple braids and multiple strand braids (singular, two, three and so on) are authorized for all female class. Braided hairstyles shall be conservative and conform to the guidelines listed herein. When a hairstyle of multiple braids is worn, braids shall be of uniform dimension and tightly interwoven to present a neat, professional, well-groomed appearance. Underclass cadets must secure braids into a bun or tucked under itself in a neat and inconspicuous manner.

2201.5. Foreign material (i.e., beads, decorative items) shall not be braided into the hair. Cornrows (traditionally fore and aft braids) are permitted, as long as they are close to the head, leaving no hair unbraided and presented in a neat manner. Cornrow ends shall not protrude from the head, and shall be secured only with inconspicuous rubber bands that match the color of the hair.

2201.6. Ponytails. 1/C female cadets are permitted to wear a ponytail (secured to the back of the neck above the collar) in their Khaki uniform only. Hair must be secured in a bun when wearing a boilersuit or in dress uniform. “Fly-aways” or loose hairs off of the head are not acceptable.

GROOMING STANDARDS - FEMALE

2201.7. Short/Pixie/Bob cuts. No portion of the bulk of hair should exceed two inches, measuring from the scalp. Hair should be sufficient length to prevent the scalp from being readily visible (except for documented medical conditions). Layered hairstyles are permitted if the layers are generally the same length. The length of angled hairstyles should not fall below the lower edge of the collar.

2201.8. Cosmetics may be applied in good taste so that colors blend with natural skin tone and enhance natural features. Exaggerated or faddish cosmetic styles are not authorized with the uniform and shall not be worn. Care should be taken to avoid an artificial appearance. Lipstick colors shall be conservative and complement the individual.

2201.9. Fingernails shall not exceed 1/4 inch measured from the fingertip. They shall be kept clean. Nail polish may be worn, but colors shall be conservative and complement the skin tone. Some examples of approved nail colors are white, nudes, pastel, French (not limited to just white but any singular color).

2201.10. Authorized hair styles for 1/C, 2/C, 3/C, and MUGs:

Individual braids pulled into a bun



½ inch cornrows with 1/8 inch spacing



GROOMING STANDARDS - FEMALE



GROOMING STANDARDS - FEMALE



Physical Training, Only

UNIFORM GUIDANCE

3101.1. History - The uniforms worn at Maritime College draws its origins from the United States Navy; the only difference typically being the insignia on the collar or on the sleeve, and the buttons on the pea coat and Service Dress Blue Jacket, which say “USMS” (standing for United States Maritime Service).

3101.2. General Guidance for Wear - The primary consideration is preparation for life at sea and ashore in the maritime industry. Mariners are required to adhere to/obey prescribed uniform standards for their own safety and for the safety of others while operating at sea and ashore.

3101.3. The wearing of the uniform is a matter of personal pride. Cadets shall wear their uniform with respect, as they are all direct representatives of the College. This is especially true during sea term while visiting foreign countries where dress and conduct not only reflect credit/discredit on the individual cadet, but on the College and the United States as well. Uniforms will be worn in a professional manner at all times. While in uniform, all outer garments will be zipped up and secured and shirts will be fully buttoned.

3101.4. All cadets are responsible for maintaining a full sea bag/complement of uniforms, rates, and issued items. If uniforms/components are deemed unserviceable, it is the cadet’s responsibility to replace the unserviceable items.

3101.5. The uniform of the day will be prescribed by the Regimental Adjutant. On most days, the uniform of the day will be “standard issue” khakis. Seasonal changes of uniform will be announced in advance. Only the uniforms prescribed by the Regimental Commander, or that necessary for special classes or laboratories, shall be worn between 0700 and 1600. While in attendance at evening classes, all cadets will be in the prescribed seasonal uniform (Khaki, Service Dress Blue, Salt and Pepper).

3101.6. No faculty member is authorized to allow cadets to be out of uniform at any time while in class. On some days (Admissions Open Houses, Career Fairs, etc.) the uniform of the day will be the in-season dress uniform. All will be required to wear the dress uniform on those designated days from 0700 – 1600.

3101.7. While attending classes, or participating in a College-related or sponsored event, while in any official place of business on campus (i.e. the Registrar, Student Accounts, Regimental Assistant), and/or while in the Ship’s Store, cadets are to be in the proper uniform of the day between 0700-1600.

3101.8. While on watch on the Training Ship Empire State VII, all proper uniform and grooming standards are in effect.

3101.9. For security purposes, Maritime ID cards shall be carried at all times and presented when requested by higher authority.

UNIFORM GUIDANCE

3101.10. MUG Uniform Standards - All buttons, snaps, zippers, etc. shall be fastened at all times. This includes the “neck button” on all jackets and the boiler suit and pocket buttons.

3101.11. Mobile phones may be used while in uniform, whether standing still or in transit, provided that the use of the phone does not prevent or hinder the user from being able to properly carry out all courtesies and honors (i.e. saluting a senior officer). 4/C Cadets are not authorized to use phones while on the “MUG path.”

3101.12. Pocket Rates - While wearing the uniform of the day or the boiler suit, Fourth-Class Cadets shall carry pocket rates on their person at all times.

a. Pocket rates consist of the following items:

- (1) Four quarters
- (2) One pin backing
- (3) Pen or Pencil
- (4) Notebook
- (5) MUG knife
- (6) Maritime ID and room key.
- (7) The Boatswain’s Pipe (Back right trouser pocket)
- (8) Flashlight (When the lights on the quad are on)

3101.13. Uniform articles may not be worn if they are excessively faded, worn, stained (i.e. paint, oil, etc.) or do not fit properly (i.e. do not conform to the body as the uniform is designed to – meaning they are too tight or too big).

3101.14. All khaki uniforms are required to have all buttons buttoned at all times.

3101.15. Socks must be long enough so only the sock can be seen when sitting in uniform (i.e. leg skin should not be visible when seated in uniform and should be covered by the length of the sock). Socks are not authorized to have any visible logo or alternate coloring.

3101.16. Both garrison and dress combination covers are to be worn level on the head with absolutely no backward or sideways tilts.

3101.17. Label all of your uniform components with your name and M number.

3101.18. All uniform components shall be clean and neatly pressed.

3101.19. Exception to Policy. Wearing of items to commemorate or recognize an organization or to raise awareness must be approved by the Commandant of Cadets, and will be worn for a prescribed period of time, only. (e.g. Pink Ribbon for breast cancer awareness month)

KHAKI UNIFORM

3201. Khaki Uniform Components

3201.1. Shirt. Made of authorized fabric, with short sleeves, two breast pockets with button flaps, and an open collar forming a V-neck. Women's shirts button to the left and men's shirts button to the right. Summer or cotton khaki uniforms are not authorized at any time. Shirt should be "reef" tucked meaning that excess material from the sides should be folded neatly in the back. Cadets should utilize shirt-stays to maintain a squared away uniform appearance. Correct Wear: Button all buttons.

3201.2. Pants. Made of authorized fabric with fore and aft creases, belt loops, zippered fly front closure, and two side and back pockets. May be straight legged or slightly flared. Correct Wear: Button all buttons, close all fasteners, and wear a belt through all loops. Trousers shall hang approximately 2" from the floor at the back of the shoe. Trousers should be tailored to include a 2" hem to provide material for adjustments.

3201.3. Complete Uniform.

- a. Plain white undershirt - Crew cut, no V-necks shirts are authorized.
- b. Black dress socks - Completely black with no visible logos or alternating colors.
- c. Black leather dress shoes - Shined and fully tied. TIP: It is best to use one pair of your dress shoes as everyday dress shoes and the other as dress uniform shoes only as they crease easily when running in khakis.
- d. Black shirt-stays.
- e. Khaki or Webbed Belt with authorized belt buckle.
- f. Name Plate - 1/4" (a pencil's width) above right chest pocket.
- g. Class insignia and Major Insignia (work on collar).
- h. The company pin is worn below the name tag evenly spaced in center between top of pocket button and top of pocket. Use crease on uniform to center.

3201.4. Optional items authorized for wear with the Poly-Wool Khakis.

- a. Black Eisenhower Jacket.
- b. Pea Coat
- c. Black wool sweater - optional item- or 3/4 Zip with Name Tape affixed.
- d. Black leather gloves (only to be worn when wearing a jacket)
- e. Plain black scarf (only to be worn when wearing a jacket)
- f. Black wool watch cap (when authorized; only to be worn when wearing the pea coat)

3201.5. Care of Poly-Wool Khakis. Although the tag on the shirt and pants directs to wash using the "Permanent Press" cycle, over time this will shrink the uniform. Therefore, it is best to wash the poly-wool khaki uniform using the "Cold Water" cycle and drying on the "Low Heat" setting. The poly-wool garrison cap may also be washed using the "Cold Water" cycle and dried on the "Low Heat" setting. After washing and drying, the shirt, pants, and cap shall be ironed using the "Polyester" setting on the iron.

KHAKI UNIFORM

It is best to test a small, inconspicuous area of the uniform with the iron first, as too hot of an iron will burn the uniform. Spray starch may be used to retain a crisp appearance between ironings. Alternatively, the shirt, pants, and cap may be dry-cleaned.

KHAKI UNIFORM



Collar Configuration for: 2/C, 3/C, and MUGs



Collar Configuration for: 1/C

KHAKI UNIFORM



Collar Configuration for Day Student_License



Collar Configuration for Day Student_Intern

KHAKI UNIFORM



Shirt Configuration for: 1/C, 2/C, 3/C, and MUGs



Shirt Configuration for: 1/C, 2/C, 3/C, and MUGs w/ Approved Club Pin

KHAKI UNIFORM



Female Trousers w/Belt



Male Trousers w/Belt

KHAKI UNIFORM



Garrison Cover

SERVICE DRESS BLUE UNIFORM

3301. Service Dress Blue Uniform Components

3301.1. Jackets

a. Males. A double-breasted coat made of authorized navy blue (black) fabric with three outside pockets, one on each hip and one on gilt buttons down each forefront left breast, and three

b. Females. A single-breasted coat made of authorized navy blue fabric (black) with one welt left breast pocket, and four gilt buttons on the left front.

c. Correct Wear: Button all buttons. The opening or loosening of the jacket is only permitted by the Admiral, the Commandant or another Captain.

3301.2. Shirt.

a. Male: Shirt worn under the jacket - Made of plain white authorized fabric, with long sleeves and plain buttons, and with a single left breast pocket without pocket flap. Collar points measure no more than 3-1/4' with a medium spread.

b. Female: Shirt worn under the jacket – Made of plain white authorized fabric, designed with a lower neckline, center front covered button placket, and one-piece front.

c. Correct Wear: Button all buttons.

3301.3. Pants.

a. Made of plain, authorized blue fabric with fore and aft creases, belt loops, zippered fly front closure, and two side and back pockets. May be either straight legged or slightly flared. Fabric of trousers must match the uniform coat/shirt.

b. Correct Wear: Button all buttons, close all fasteners and wear a belt through all loops. Trousers shall hang approximately 2" from the floor at the back of the shoe. Trousers should be tailored to include a 2" hem to provide material for adjustments.

3301.4. Tie. Made of authorized fabric measuring no more than 3-1/4 inches wide.

a. Correct Wear: Wear hand tied knotted with either a four-in-hand, half Windsor or Windsor knot. Wear the top of the knot parallel to and slightly above the top of the shirt collar closure, hiding the shirt button. The bottom hangs within 1" of the top of the belt buckle. The tie does not cover the belt buckle. The gold anodized tie-tack secures the tie to the dress shirt.

SERVICE DRESS BLUE UNIFORM

3201.5. Collar tabs for female uniform.

a. Correct Wear: Placed under the collar, centered on the neckline with equal proportions on each side of the collar.

SERVICE DRESS BLUE UNIFORM



SALT & PEPPER UNIFORM

3401. Salt & Pepper Uniform Components.

3401.1. Shirts. Made of plain white authorized fabric, with short sleeves, two breast pockets with button flaps, and an open collar forming a V-neck. Collar points measure no longer than 3-1/4 inch with a medium spread. Cadets wear shirts with hard shoulder board straps. The three crease back of the shirt, similar to the Poly-Cotton Khaki shirt should be ironed or glued in for a sharper appearance. Shirt-stays should be worn to maintain a crisp and uniform appearance. Correct Wear: Button all buttons except the top collar button. Cadets wear appropriate hard shoulder boards.

3401.2. Pants. Made of plain, authorized black fabric with fore and aft creases, belt loops, zippered fly front closure, and two side and back pockets. May be either straight legged or slightly flared. Fabric of trousers must match the uniform coat/shirt worn. Correct Wear: Button all buttons, close all fasteners and wear a belt through all loops. Trousers shall hang approximately 2" from the floor at the back of the shoe. Trousers should be tailored to include a 2" hem to provide material for adjustments.

3401.3. Shoulder Boards. Worn with button closest to the neck. Reference striping requirements.

3401.4. Name Tag. Black with White Lettering. Worn over Right pocket - 1/4 of an inch above pocket seam.

3401.5. Company Pin/Specialty Pin. Worn on the Right pocket below the seam on the pocket.

3401.6. Organizational Ribbon(s). Worn over the left pocket - 1/4 of an inch above pocket seam. The ribbon(s) are placed on a ribbon bar. The size of the ribbon bar required will be based on the total number of ribbons being worn in the uniform.



SALT & PEPPER UNIFORM



CEREMONIAL - 18 BUTTON UNIFORM



3501. Ceremonial Dress Uniform for the Color Guard: worn only by members of the Color Guard for special occasions and ceremonies as deemed by the Commandant of Cadets or designee. Summer Uniform includes white trousers with white dress shoes. Winter Uniform includes black trousers with black dress shoes.

BOILER SUIT

3601. Boiler Suit Uniform Components.

3601.1. Description. Made of 65/35% poly/ cotton fabric with zippered front, buttoned long sleeves, and two side pockets and two back pockets. The color of the boiler suit designates class. Correct Wear: Close zipper all the way with sleeves buttoned. Coveralls shall hang approximately 2” from the floor at the back of the shoe. Coveralls should be tailored to include a 2” hem to provide material for adjustments. Embroidered tapes are required.

3601.2. Additional Items Required.

- a. Plain white undershirt - Crew neck, no V-necks shirts are authorized.
- b. Blue Maritime College Seal Cover or Blue Safety Hard Hat.
- c. Full PPE - While wearing the boiler suit, in addition to the normal pocket rates, the following are

also required:

- (1) Blue safety hard hat
- (2) Flashlight
- (3) Eye protection
- (4) Ear protection
- (5) Gloves
- (6) Black steel toed boots
- (7) TWIC card

3601.3. Optional items authorized for wear with the boiler suit.

- a. Black zip-up work jacket
- b. Black wool watch cap
- c. Gray Sweatshirt – crew neck Maritime issued from INDOC. No sweatshirts with hoods authorized.

3601.4. Insignia & Markings: Patches are to be sewn on by the tailor. Velcro backing will be sewn on by the tailor to accommodate your cloth name tape. On the back of boiler suit stencil last name 5” down from the collar in white grease pen. If full last name does not fit across, use two lines, separating by a dash at the end of the first line. When wearing, all buttons must be buttoned, all zippers must be zipped, and sleeves cannot be rolled up.

BOILER SUIT



1/C SEA TERM BOILER SUIT

3701. 1/C Boiler Suits Uniform Components

3701.1. Description. Made of 65/35% poly/ cotton fabric with zippered front, buttoned long sleeves, and two side pockets and two back pockets. The color of the boiler suit will be gray. Correct Wear: Close zipper all the way with sleeves buttoned. Coveralls shall hang approximately 2” from the floor at the back of the shoe. Coveralls should be tailored to include a 2” hem to provide material for adjustments. Embroidered tapes are required. Embroidered Last Name on back.

3701.2. Additional Items Required.

- a. Plain white undershirt - Crew neck, no V-necks shirts are authorized.
- b. Blue Maritime College Seal Cover or Blue Safety Hard Hat.
- c. Full PPE - While wearing the boiler suit, in addition to the normal pocket rates, the following are

also required:

- (1) Blue safety hard hat
- (2) Flashlight
- (3) Eye protection
- (4) Ear protection
- (5) Gloves
- (6) Black steel toed boots
- (7) TWIC card

3701.3. Optional items authorized for wear with the boiler suit.

- a. Black zip-up work jacket
- b. Black wool watch cap
- c. Gray Sweatshirt – crew neck Maritime issued from INDOC. No sweatshirts with hoods authorized.

3701. 4. Optional Patches.

- a. 1/C Boiler Suits may be adorned with the following additional and optional patch(es).
- b. An American Flag patch may only be worn on the left shoulder. Field of blue facing forward. If an American Flag patch is not worn on the left shoulder, no other patch is authorized to be worn on the left shoulder. The American Flag patch is optional and not required.
- c. One patch may be worn on the right shoulder that meets the following criteria: less than 4” in diameter, is appropriate and in good taste. Patches deemed inappropriate and/or not in good taste will be removed by order of inspecting authority.
- d. Any patches worn on the boiler suit must be sewn on and properly affixed. Patches not sewn on are not authorized to be worn.

MUG PT GEAR

3801. MUG PT Gear Uniform Components.

3801.1. Description. The MUG PT gear is designed primarily for group/unit physical training activities and the semi-annual Physical Readiness Test. It can be worn both on the training ship and on campus for fitness and/or leisure unless determined otherwise by the Commandant or Master of the Training Ship.

3801.2. Complete MUG PT Gear consists of the following:

- a. Maritime PT shirt
- b. Blue Maritime shorts
- c. Blue Maritime ball cap
- d. White socks
- e. Sneakers

3801.3. When performing "group/unit" physical training activities the PT gear shirt will be tucked into the shorts. Shorts will be worn fully on the waist. The length of the shorts will not extend below the top of the knee. Running shoes will be comfortable, fully encase the foot, and support the planned exercise. White athletic socks must be worn and shall not extend above mid-calf. Low cut socks are permitted - white only. Female cadets will wear a sports bra when wearing the PT gear. Additional undergarments are authorized for All Hands.

3801.4. At sea, the wearing of the MUG PT gear will be at the discretion of the Master of the Training Ship. Requirements for female cadets remain as stated whether wearing the PT gear or other personal fitness attire.


3801.5. During individual PT, shirts shall be tucked in. All other requirements are the same as above.

3801.6. PT gear is not authorized to be worn in lieu of the working, service, or dress uniform while in a limited or light duty status unless permission is authorized by the Commandant of Cadets or designee.

3801.7. Optional components are provided for additional comfort and support. Knit watch caps are authorized when weather conditions warrant. Compression shorts/modesty liners are authorized but must not be visible while standing and will be either black or navy blue in color.

3801.8. In all cases, the PT gear will be worn in such a manner so as to reflect credit upon the Regiment and the cadet wearing the PT gear.

MUG PT GEAR



MUG PT GEAR



FOOTWEAR

3901. Footwear.

3901.1. Description. All footwear should be in serviceable condition. All laces should be tied and stowed properly for safety. Footwear should be free from any intentional markings.

3901.2. Safety Boots

a. Description: Black steel-toed, laced safety boots, made of water-resistant leather. Outsoles constructed from nitrile rubber which is inherently heat and flame resistant. Correct Wear: Keep clean, well blackened, and in good repair. Lace shoes from inside out through all eyelets and tie.



3901.3. Low-Quarters – Dress Shoes

a. Description: Plain toed, oxford style black low quarter, lace shoe, made of smooth leather or synthetic leather. The heel shall be an outside heel $\frac{3}{4}$ " - $\frac{7}{8}$ " high with a flat sole. Corfam dress shoes are not authorized for wear by the cadets at anytime. Correct Wear: Keep well shined and in good repair. Lace shoes from inside out through all eyelets and tied.



COVERS

3902. Covers.

3902.1. Manner of Wear. No covers are authorized for wear indoors, with the exception of a hard hat or “bump cover” when working.

3902.2. Combination Cover

a. Description: A military style cap with black visor, rigid standing front, flaring circular rim and black cap band worn with detachable khaki or white cap cover, as required. Fabric match of cap cover and uniform is required. When wearing an all-weather coat, a clear plastic combination cap rain cover may be worn. Correct Wear: Worn squarely on the head, with bottom edge parallel to and 1-1/2” above the eyebrows.

b. Insignia: NY State Seal centered on band.

3902.3. Garrison Cover - Fore & Aft Cover

a. Description: Fore and aft caps are made of the same fabric and color as the uniform with which it is worn (Khaki with khaki uniform and black with Salt & Pepper uniform). Appropriate insignia is to be worn on the fore & aft cover. Correct Wear: Worn squarely on the head, with fore and aft crease centered vertically between the eyebrows and the lowest point approximately 1” above the eyebrows. When passing a threshold from outside to inside, immediately remove cover, fold top into bottom and slide into front right section of belt (with pin on the lower end) and sticking up from behind belt no less nor more than 2 finger lengths

b. Insignia: State seal centered 2” from the front and 1 1/2” from bottom.



Combination Cover



Garrison Cover

COVERS

3902.4. Baseball Cover

a. Description: An alternate option for cadets, when authorized, is the issued Navy blue Maritime College Seal baseball cover. This cover is only authorized to be worn in the Boiler Suit Uniform. This cover is NOT authorized for wear by any cadet at any formations. It should be noted that the following “versions” of the cover are authorized for wear by designated cadets. If the cover becomes faded, they must be replaced at the cadet’s expense.
Correct Wear: Worn squarely on the head. It should not be worn in a rakish manner or backwards at any time.

b. Crimson – This is authorized and issued to all cadets who have successfully completed all required license components. This is the only cover to be worn in the Khaki Uniform (after the completion of morning formation.)

c. Blue with TSES VII – This is authorized only for cadets who have completed three sea terms.

3902.5. Hard Safety Hat or “Bump Cover”

a. Description: Blue. Safety equipment for work activities or to be worn as authorized/ordered.
Correct Wear: Worn squarely on the head to provide maximum safety coverage.



Blue Maritime Seal



Crimson - Passed License



TSES VII Cover



Hard Safety Hat

BELTS & BUCKLES

3903. Belts & Belt Buckles

a. Description: Plain cloth or webbing, same color as uniform, 1-1/4" wide (men), 1" wide (woman), and fitted with clip. A cotton or nylon web belt may be worn with all uniforms. If a cloth belt is worn, fabric shall match the uniform.

b. Only 1/C who have completed 3 sea terms can wear the web belt.

3903.1. Belt Buckle Options.

a. Description: A plain gold anodized or plain issued belt buckle is authorized for inspections and ceremonial functions.

3903.2. Correct Wear

a. Males. Wear the buckle so that the belt clip end touches the LEFT side of the buckle. Align the right side of the buckle with the opening of the shirt and opening of the fly, forming a straight line. When authorized to wear a decorated buckle which is larger than the standard issued buckle, it shall be worn centered with the clip end concealed. Belt should be free from scratches and should be highly polished.

b. Females. Wear the buckle so that the belt clip end touches the RIGHT side of the buckle. Unisex uniforms will have the belt clip to the LEFT of the buckle. Align the left/right side of the buckle with the opening of the shirt forming a straight line. When authorized to wear a decorated buckle which is larger than the standard issued gold buckle, it shall be worn centered with the clip end concealed. Belt should be free from scratches and should be highly polished.

3903.3. Optional Authorized Belt Buckles.

a. TS EMPIRE STATE VI Belt Buckle – this belt buckle is authorized for any cadet that has successfully completed DECK/ENG 530 aboard the TS ES VI. A new version, reflective of the TS ES VII will be developed for potential authorization for Fall 2025.

b. NROTC Battalion Belt Buckle: Optional for MIDN in the NROTC Battalion. Purchased via NROTC Battalion.



Brass Buckle



TSES Buckle



NROTC Buckle

OUTERWEAR

3904. Outerwear.

3904.1. Quarter-Zip

a. Description: Quarter-Zip. Black (all). An optional outerwear item. Correct Wear: Must be worn with Cloth Name Tape (Velcro). It is an authorized outerwear item. It is also authorized to be worn under the Eisenhower or Pea Coat. Must be worn in the Khaki Uniform only. The method of wear is only on the torso. It is not authorized to be tied around the waist when not worn.

3904.2. Eisenhower Jacket

a. Description: Black (All). A black jacket. Jacket is single-breasted with a zipper front closer, two inverted slant pockets, and one sleeve pocket. Correct Wear: Close zipper at least 3/4 of the way. Appropriate rank insignia, as authorized/required, is to be double-breasted.

3904.3. Pea Coat

a. Description: Pea Coat. A double-breasted wool jacket with gilt button enclosures. Correct Wear: All buttons buttoned. Can be worn over the Khaki Uniform and the Service Dress Blue Uniform. It is not authorized in the Boiler Suit.

3904.4. Work Jacket

a. Description: Black (all). A black jacket for working conditions. Correct Wear: The Work Jacket is only authorized to be worn over the Boiler Suit.

3904.5. Resident Assistant Jacket

a. Description: Black (all). A black jacket with hood. Only issued to Resident Assistant personnel. Correct Wear: The Resident Assistant Jacket is only authorized for wear in the Khaki uniform and may not be worn during any formations.



Work Jacket.

OUTERWEAR - QUARTER ZIP



OUTERWEAR - EISENHOWER JACKET



OUTERWEAR - PEA COAT



SEA BAG ITEMS

4101. Sea Bag Item Components

4101.1. Sea Bag

a. Description. The olive drab green duffle bag or “sea bag” is the primary piece of equipment that will be utilized for traveling with your uniform and personal items. The only authorized sea bag is the one issued to a cadet as a MUG. Replacements can be purchased from the Ship’s Store.

4101.2. Gloves

a. Description. Black leather gloves are worn when an outer-garment, such as the Service Dress Blue Uniform or Khaki Uniform with Pea Coat is authorized. The gloves are not authorized to be worn without an outer-garment.

4101.3. Scarf

a. Description. A black wool scarf is authorized to be worn when an outer-garment, such as the Service Dress Blue Uniform or Khaki Uniform with Pea Coat, or Khaki Uniform with Eisenhower Jacket. The scarf is not authorized to be worn without an outer-garment. The scarf must be a plain black scarf with no logos or fringe.

COLLAR & UNIFORM DEVICES

5101. Collar & Uniform Devices

5101. 1. Description. Each class of cadets is required to wear the appropriate collar devices. This is worn on the starboard side of the uniform lapel.

<u>a. Class Status</u>	<u>Required Collar Device</u>
MUG	Class Year (When authorized by the Commandant)
3rd Class	Class Year
2nd Class	Class Year
1st Class	A single gold bar or appropriate rate device
Day Students	Warrant Officer bar

5101.2. Collar Devices – Deck or Engine Cadet – Academic Program

a. Description. Cadets are required to wear a collar device indicative of their academic/license pursuit. This is worn on the port side of the uniform lapel.

<u>b. Academic Discipline</u>	<u>Required Collar Device</u>
Deck	Fouled Anchor
Engine	Propeller
Marine Operations	State Seal
Marine Environmental Science	State Seal
Naval Architecture	State Seal

5101.3. Rates

a. Description: To ensure the proper designation and recognition of those cadets who hold leadership positions within the Regiment of Cadets, the cadets are authorized and required to wear the proper rates for their appointed leadership position. Correct Wear: Rates are to be worn on the Khaki Uniform. Service Dress Blue Uniform utilizes striping for rates. Salt & Peppers utilize the shoulder boards with striping for rates.

5101.4. Company Pins

a. Description: An alpha letter pin indicating company assignment. Correct Wear: The Company pin is worn on the Khaki Uniform, Service Dress Blue Uniform and Salt & Pepper Uniform ashore only. The Company pin is not worn while aboard the Training Ship Empire State VII.



COLLAR DEVICES & NAME TAGS/TAPES



Deck License



Class Pin



Engine License



Day Student



State Seal - MO Deck, MO Engine, NAV ARCH, Marine Operations



1/c Rate Pin - This is an example of a 1/C Rate with 2 Bar Rate



Hard Name Tag



Velcro Name Tape

STRIPING REQUIREMENTS & CHEST DEVICES

5101.5 Service Dress Blue Uniform Striping Requirements

a. Cadets wearing the Service Dress Blue Uniform are required to wear the appropriate sleeve striping for their class status. Cadets are responsible for obtaining, when authorized and approved, the correct striping from the Tailor Shop for their class.

<u>b. Class Status</u>	<u>Sleeve Striping</u>
MUG	Plain (no stripe)
3rd Class	1 diagonal stripe (gold)
2nd Class	2 diagonal stripes (gold)
1st Class	1 straight stripe (gold) or appropriate rating (if position held)
Day Students	Warrant Officer striping of blue & gold.

5101.6. Salt & Pepper Uniform Shoulder Board Requirements

a. Cadets wearing the Salt & Pepper Uniform are required to wear the appropriate shoulder boards. Cadets are responsible for obtaining, when authorized and approved, the correct shoulder boards for their class.

<u>b. Class Status</u>	<u>Shoulder Board</u>
MUG	Plain (no stripe)
3rd Class	1 diagonal stripe (gold)
2nd Class	2 diagonal stripes (gold)
1st Class	1 straight stripe (gold) or appropriate rating (if position held)
Day Students	Warrant Officer striping

5101.7. Chest Devices

a. Cadets participating as members in specific specialty companies/leadership programs are authorized to wear specific chest devices on all uniforms with exception of the Boiler Suit uniform.

<u>b. Specialty Company/Leadership Program</u>	<u>Chest Device</u>
Honor Guard	Crossed sabers
Drill Team	Crossed rifles
Artillery Club	Crossed cannons
Regimental Band	Harp
Strategic Sealift Officer	SSO device
Resident Advisor	Resident Advisor device

SHOULDER BOARDS & CHEST DEVICES



Shoulder Boards - example of MUG shoulder boards. Boards are striped annually to reflect accurate class.



Honor Guard



Resident Advisor



Drill Team



Artillery Club



SSO Officer



Band Company

STRIPING REQUIREMENTS

5101.8. Shoulder Cord

a. Shoulder Cord or aiguillette are uniform distinguishing devices that are worn to identify some cadet leadership positions. They are worn on the left shoulder/side of the uniform and they come in a range of colors which identify the program in which that cadet is serving. The epaulet is secured with an anchor device. All cadets authorized to wear the shoulder cord are issued the item and they are required to return at the completion of their duties.

b. Leadership Program

Cadet Drill Instructors

Cadet Indoctrination Officers

Colors of Shoulder Cord

Red

Navy Blue and Cardinal

c. The Shoulder cord are to be worn in the following uniforms on the outermost garment with the exception of the 3/4 Zip. Example: A Cadet Drill Instructor or IDO wearing the black jacket will wear the shoulder cord on the left shoulder of the jacket. The anchoring device should be worn on the ridge of the jacket so that all of those wearing the shoulder cord are uniform in appearance.

5101.9. Academic Achievement Device

a. Cadets who display academic prowess are authorized to wear either a gold or silver star. The stars are provided during the semester Academic Awards Recognition Ceremony.

b. Academic stars shall be worn ¼” above, equally spaced, and centered over ribbons. If no ribbons are worn, the stars shall be equally spaced and centered, ¼” above the left breast pocket. The practice of wearing academic stars in an arc, or rainbow display, is not authorized. A maximum of 5 stars will be worn per row. If a 6th star is awarded, it will be placed ¼” above the third star of the row beneath it. Additional stars will be spaced equidistant until the row is completed by a 5th star for the second row.



5101.10. Ribbons

a. Cadets who satisfactorily participate in various clubs and organizations at SUNY Maritime may be authorized to wear the ribbon associated with that particular club and organization. The method of wear is the same as United States Armed Forces members. Ribbons can be purchased at the campus’ Ship’s Store or are issued by the club and organization. Cadets who are prior service or who are currently in service (Reserve or National Guardsmen) are authorized to wear their earned ribbons and/or breast device(s).

RIBBONS

REGIMENT OF CADETS RIBBONS

Cadet Leadership:

-  = Indoctrination Officer
-  = Cadet who worked INDOC



Jobs on Campus:

-  = Ambassador
-  = Resident Advisor
-  = EMT
-  = Lifeguard

Organizations:

-  = Women of Maritime
-  = Women in Engineering
-  = Athletics (student athletes)
-  = Honor Guard
-  = Student Government Association
-  = Maritime Activities Program
-  = Band Company
-  = Eagle Scouts
-  = National Society of Black Engineers

Award Ribbons:

-  = Reward Ribbon (perfect attendance, never failed uniform inspection, etc)
-  = Made it to 1/C year with no demerits

Military:

-  = NROTC
-  = Prior Service

Clubs:

-  = Coast Guard Club
-  = Color Guard
-  = Billiards Society
-  = Small Vessel Ops Club
-  = Jewish Club
-  = Paesan Society
-  = Emerald Society
-  = Turning Point Club
-  = Culture Club
-  = Scuba Dive Club
-  = Newman Club
-  = Artillery Club
-  = Golf Club
-  = Society of Naval Architects and Marine Engineers